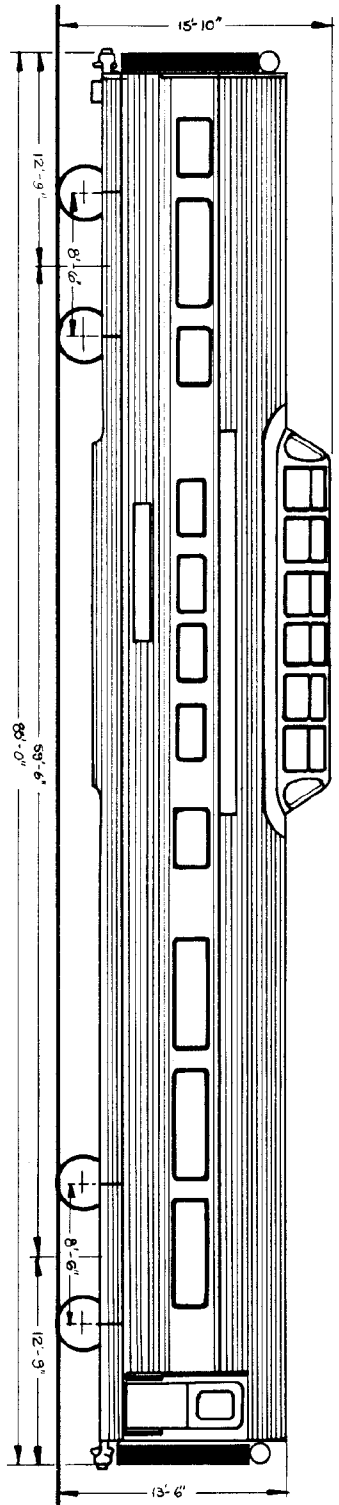
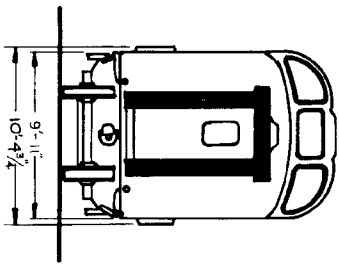


EQUIPMENT, FLOOR PLAN AND SPECIFICATION DATA FOR SILVER LARIAT AMT 800190



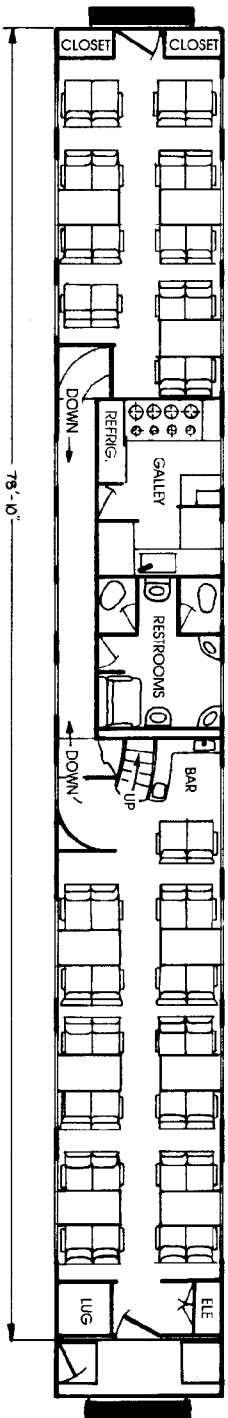
• WT. 'A' END: 75,400 LB.

• TOTAL WT.: 154,300 LB.

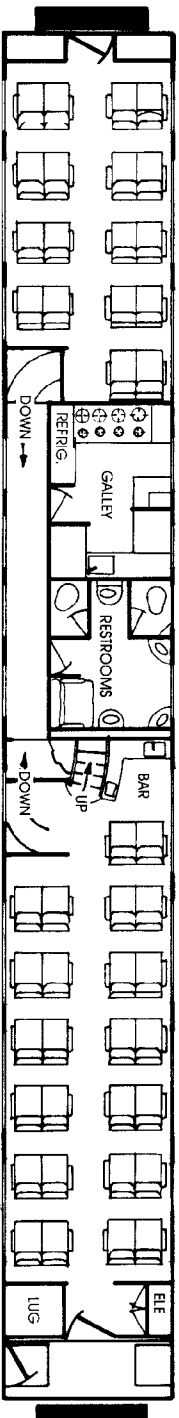
• WT. 'B' END: 78,900 LB.

SEATING ARRANGEMENT OPTIONS

- CAR TYPE: DOME - COACH - LOUNGE
- CAPACITY: 24 DS - 44 RS
- FORMER CRRQ 4718
- FORMER AMT 9452



OPTION 1
TABLE SEATING: 36 MAX.



OPTION 2
RECLINER SEATING: 44 MAX.

'A' END

'B' END