

Work Order Detail for Asset 207



Work Order: **MRDVSH-2020-911**

Status: **CLOSED**

Dept: **MECH - MECHANICAL**

Warranty: **NO**

Asset No: **207 - 1978 PULLMAN/MK BTC-1C COACH**

Serial No: **207**

License:

Asset No:	Opened By:	JAMES.DUNN	Date In:	08/18/2020 06:32
Eq Type: 1978-PULLMAN/MK-BTC-1C	Current Equip Status:	RELEASED	Date Due:	10/02/2020 06:32
Job Type: PM	Account:	254-530001	Opened:	08/18/2020 06:32
Meter 1: 0.00	Reference WO:		Finished:	08/20/2020 09:33
Meter 2: 0.00	Estimated Hours:	0.00	Closed:	08/20/2020 09:33
Shop Hrs: 25.09	User Hours:	0.00	Warranty Expire:	
Priority: M4 - EVALUATE NEXT OPPORTUNITY	Accident:			
Incident:	Project:			

Service Request Tasks

Service Request: **207-3524050**

Symptom: **TRAPSO - TRAP DOOR ISSUES**

Comments: **1L TRAP NEEDS TO BE REMOVED AND SUPPORTS RE-WELDED. UNABLE TO SECURE PROPERLY FOR DOOR OPERATION**

Service Request: **207-3525420**

Symptom: **TRUCKSO - TRUCK INSPECTION**

Comments: **244 AND 707 FLOOR HEIGHT HIGH AND LOW, TRIPPING HAZARD**

Service Request: **207-3525491**

Comments: **UPDATE LLEPM & EMERGENCY SIGNAGE ON 200 SERIES PULLMAN COACHES PER LINKED WORK INSTRUCTIONS.**

Non Service Request Tasks

Task: **BTC180-PM - Btc 180 Day Class Pm**

Warranty: **NO**

WAC: **09 - SERVICED**

Reason:

Work Class:

Comments:

Task Notes

HOWARD.I 8-19-2020 10:19AM CHANGED MAIN RES AND BRAKE PIPE FROM FRONT TO REAR.

HOWARD.I 8-19-2020 3:49PM CHANGED E-FILTER.H.P

HOWARD.I 8-18-2020 3:56PM LUBRICATED CUT-OUT VALVES AND HANDLE COCKS.
T.C ASSISTED

Labor	Emp:	Labor Hrs	Cost
08/18/2020 15:56	PARKERH - Howard Parker	7.93	218.08
08/18/2020 15:58	WARWICK - Kevin Warwick	8.05	221.38
08/19/2020 10:20	PARKERH - Howard Parker	0.03	0.83
08/19/2020 11:14	WARWICK - Kevin Warwick	0.02	0.55
08/19/2020 13:38	MCMAHOG - Gerard McMahon	5.60	154.00
08/19/2020 15:50	PARKERH - Howard Parker	0.03	0.83
08/19/2020 16:14	DAMELIR - Ralph Damelio	0.03	0.83
08/19/2020 17:48	SULLIVD - Donald Sullivan	0.00	0.00
08/19/2020 17:49	DILETIG - Gino Diletizia	4.00	110.00
08/19/2020 17:53	SULLIVD - Donald Sullivan	0.08	2.20
08/20/2020 08:02	HALLB - Brian Hall	17.28	475.20

Work Order Detail

Work Order: **MRDVSH-2020-911**

Parts	Qty Issued	Iss Price	Tax & Markup	Total Cost
2294580467-0 - HOSE; HOSE; ASSY; 1.250 FTG X 26.750 OAL	2.00	51.87	0.00	103.75
2294680900-0 - HOSE; HOSE; ASSY; 1.000 FTG X 28.000 OAL;F40PH-3C	2.00	35.00	0.00	70.00
2470301251-0 - COVER; COVER; WEATHER RESISTANT RECPT F/ PULLMAN CARS ..SINGLE RECEIPT	1.00	3.32	0.00	3.32
2470301597-0 - SCREW; SCREW; THUMB; 18-8 STAINLESS; KNURLED HEAD F/200 BOMB VEST CEILING	1.00	4.00	0.00	4.00
Task: C17-000 - General Coach Tasks Group				Warranty: NO
WAC:	Reason: E - NOTED IN PM			
Work Class:	Comments:			
Task: P05-116-0060 - Trap Door Assembly - 2R + 1L				Warranty: NO
WAC:	Reason: E - NOTED IN PM			
Work Class:	Comments:			

Overhead

Small Parts - Labor: **0.00**

Tools: **0.00**

Total Overhead Costs: **0.00**



Small Parts - Parts: **0.00**

Overhead Costs: **0.00**



PM PACKET SIGN-OFF SHEET

Instructions: Please complete this form ensuring all attached paperwork is completed. Once completed, attach this form with the required PM packet documents.

Work Order #: <u>MRDVS4-2020-911</u>	Equipment ID: <u>207</u>	
PM Service (ex. 45-Day, 92-Day, 1YR etc.):	<u>180 Day</u>	
Date Work Order Opened: <u>8/18/20</u>	Date Work Order Closed: <u>8/20/20</u>	
Confirm all work carried out in accordance with the PM requirements:	<input checked="" type="radio"/> Yes <input type="radio"/> No	Work Deferred
If work Deferred, confirm that a Deferred work order has been raised:	<input type="radio"/> Yes <input checked="" type="radio"/> No	Enter Deferred Work Order number below <div style="border: 1px solid black; padding: 2px; width: 100%;">Enter Deferred Work Order Number</div>
All required forms are attached and completed:	<input checked="" type="radio"/> Yes <input type="radio"/> No	
Locomotive Tests Oil Sample <input type="checkbox"/> Air Filters <input type="checkbox"/> 45 Day PM <input type="checkbox"/>		Coach Tests Disc Report <input type="checkbox"/> A/C Filters <input checked="" type="checkbox"/> Toilet <input type="checkbox"/> 45 Day PM <input type="checkbox"/>
Equipment Release Date: <u>8/20/20</u>		
Manager/Supervisor Reviewing Work Order: (Please print clearly and sign)		
Name:	Signature: 	
Supt reviewing Work Order: (Please print clearly and sign)		
Name: <u>Kevin Muller</u>	Signature: 	
Comments:		

Work Order Detail

Work Order: **MRDVSH-2020-911**

PM Checklist

Task / Comment	Employee	Completed	N/A	Failed	SR	Comments
BTC180-PM						
Exception PM: No						
PM448 - ----- BLIND TRAILER COACH 180-DAY INSPECTION -----	PARKERH - HOWARD PARKER	<input checked="" type="checkbox"/>	<input type="checkbox"/>	<input type="checkbox"/>	<input type="checkbox"/>	
PM110 - ----- SHEET METAL WORKER ----- ---	PARKERH - HOWARD PARKER	<input checked="" type="checkbox"/>	<input type="checkbox"/>	<input type="checkbox"/>	<input type="checkbox"/>	T.C ASSISTED
PM323 - CHECK UNDERCAR PIPING FOR SIGNS OF LOOSENING AND DAMAGE	PARKERH - HOWARD PARKER	<input checked="" type="checkbox"/>	<input type="checkbox"/>	<input type="checkbox"/>	<input type="checkbox"/>	T.C
PM330 - INSPECT ALL PIPING, VALVES, HOSES & FITTINGS THAT SHOW SIGNS	PARKERH - HOWARD PARKER	<input checked="" type="checkbox"/>	<input type="checkbox"/>	<input type="checkbox"/>	<input type="checkbox"/>	T.C
Procedure: OF LEAKS, ABRASIONS, CRACKS, HOLES, HAVE MISSING OR BROKEN COMPONENTS OR ARE BELIEVED TO HAVE RESTRICTIONS.						
PM338 - FLUSH AND CLEAN DRAINPAN UNDER EVAPORATOR COILS	PARKERH - HOWARD PARKER	<input checked="" type="checkbox"/>	<input type="checkbox"/>	<input type="checkbox"/>	<input type="checkbox"/>	
PM339 - REPAIR ANY TORN OR MISSING PIPE INSULATION	PARKERH - HOWARD PARKER	<input checked="" type="checkbox"/>	<input type="checkbox"/>	<input type="checkbox"/>	<input type="checkbox"/>	
PM720 - RECONNECT HOSES FROM CAR BODY TO TRUCKS	PARKERH - HOWARD PARKER	<input checked="" type="checkbox"/>	<input type="checkbox"/>	<input type="checkbox"/>	<input type="checkbox"/>	
PM721 - AVAILABLE FOR LEAK REPAIR DURING SINGLE CAR AIR TEST	PARKERH - HOWARD PARKER	<input checked="" type="checkbox"/>	<input type="checkbox"/>	<input type="checkbox"/>	<input type="checkbox"/>	
PM117 - ----- CARMAN -----	DUNNJ - JAMES DUNN	<input checked="" type="checkbox"/>	<input type="checkbox"/>	<input type="checkbox"/>	<input type="checkbox"/>	
PM324 - INSPECT ALL BRAKE EQUIP INCL. VALVES TREAD BRAKES FOR PROPER	HURNEYJ - JOHN HURNEY	<input checked="" type="checkbox"/>	<input type="checkbox"/>	<input type="checkbox"/>	<input type="checkbox"/>	
Procedure: OPERATION, SECUREMENT OF ALL BOLTS AND BUSHINGS AND COTTER KEYS						
PM325 - INSPECT TRUCK FRAME AND TRUCK-MOUNTED COMPONENTS FOR PROPER	SULLIVD - DONALD SULLIVAN	<input checked="" type="checkbox"/>	<input type="checkbox"/>	<input type="checkbox"/>	<input type="checkbox"/>	
Procedure: SECUREMENT AND EXCESSIVE WEAR. I.E. VERTICAL BUMPERS, RUBBER BUSHINGS, AIR SPRING SYSTEM, SHOCK ABSORBERS, JOURNAL BOX AND BEARINGS, ALL SPRINGS AND SEATS, TRUCK CENTER CASTING, BRAKE RIGGING, SIDE BEARINGS, BOLSTER ANCHOR RODS, SAFETY HANGERS, EQUALIZERS AND TIE BAR..						
PM817 - CHECK ALL EQUALIZER BEAM BUSHINGS FOR DAMAGE, REPLACE AS REQ	HURNEYJ - JOHN HURNEY	<input checked="" type="checkbox"/>	<input type="checkbox"/>	<input type="checkbox"/>	<input type="checkbox"/>	DS
Procedure: UIRED - 8 LOCATIONS PER COACH RMM 12.2.3 FRA 238.303(C)(5)(IV)						
PM326 - INSPECT WHEELS AXLES AND COMPLETE WHEEL REPORT	MCMAHOG - GERARD MCMAHON	<input checked="" type="checkbox"/>	<input type="checkbox"/>	<input type="checkbox"/>	<input type="checkbox"/>	
PM327 - CHANGE BRAKE SHOES AS NEEDED	HURNEYJ - JOHN HURNEY	<input checked="" type="checkbox"/>	<input type="checkbox"/>	<input type="checkbox"/>	<input type="checkbox"/>	
PM328 - INSPECT COUPLERS AND COUPLER PARTS FOR HEIGHT AND CONDITION	MCMAHOG - GERARD MCMAHON	<input checked="" type="checkbox"/>	<input type="checkbox"/>	<input type="checkbox"/>	<input type="checkbox"/>	
Procedure: RECORD ON CRM-3A RMM-3.2 FRA FRA-238.303(E)(3)						

Work Order Detail

Work Order: **MRDVSH-2020-911**

PM329 - INSPECT DRAFT GEAR - TIGHTNESS IN POCKET, CRACKING, Procedure: OTHER DAMAGES	HURNEYJ - JOHN HURNEY	<input checked="" type="checkbox"/>	<input type="checkbox"/>	<input type="checkbox"/>	<input type="checkbox"/>
PM637 - INSPECT WELDED BRACKETS USED TO ATTACH HANDRAILS ON BOMBARDI Procedure: ER COACHES (300` SÝ 600` S AND 1600` S) AND ON KAWASAKI COACHES (700-766Ý AND 1700` S). ALSO INSPECT WELDED BRACKETS AT UNCOUPLING LEVERS ON ALL KAWASAKI COACHES (700 SÝ 900 SÝ AND 1700 S).	SULLIVD - DONALD SULLIVAN	<input checked="" type="checkbox"/>	<input type="checkbox"/>	<input type="checkbox"/>	<input type="checkbox"/>
PM331 - INSPECT ENTIRE CAR BODY FOR LOOSE , DEFECTIVE AND Procedure: MISSING PARTSÝ TO INCLUDE LUGGAGE RACKSÝ SEATSÝ SEAT ATTACHMENTS AND TRAPS RMM-1.4.1.A FRA FRA-238.307(C)(1)	SULLIVD - DONALD SULLIVAN	<input checked="" type="checkbox"/>	<input type="checkbox"/>	<input type="checkbox"/>	<input type="checkbox"/>
PM332 - CLEAN FRESH AIR INTAKE SCREEN AT BOTH ENDS	HURNEYJ - JOHN HURNEY	<input checked="" type="checkbox"/>	<input type="checkbox"/>	<input type="checkbox"/>	<input type="checkbox"/>
PM333 - TEST AND LUBRICATE THE HANDBRAKE	HURNEYJ - JOHN HURNEY	<input checked="" type="checkbox"/>	<input type="checkbox"/>	<input type="checkbox"/>	<input type="checkbox"/>
PM334 - INSPECT FIRE EXTINGUISHER FOR PROPER GAUGE AND DATE AND VERI Procedure: FY PIN AND SEAL ARE INTACT FRA-238.307(C)(4)	DAMELIR - RALPH DAMELIO	<input checked="" type="checkbox"/>	<input type="checkbox"/>	<input type="checkbox"/>	<input type="checkbox"/>
PM335 - INSPECT FOR EMERGENCY PRY BAR IN PLACE	DAMELIR - RALPH DAMELIO	<input checked="" type="checkbox"/>	<input type="checkbox"/>	<input type="checkbox"/>	<input type="checkbox"/>
PM336 - LUBRICATE ALL MOVEABLE PARTS INCLUDING DOOR TRACKS AND Procedure: ROLLERS WITH DRY GRAPHITE	DAMELIR - RALPH DAMELIO	<input checked="" type="checkbox"/>	<input type="checkbox"/>	<input type="checkbox"/>	<input type="checkbox"/>
PM337 - REPLACE BAD-ODOR SPONGE AT BOTH ENDS OF CAR	DAMELIR - RALPH DAMELIO	<input checked="" type="checkbox"/>	<input type="checkbox"/>	<input type="checkbox"/>	<input type="checkbox"/>
PM651 - INSPECT ALL SEATS, SEAT CUSHIONS AND SEAT ATTACHMENTS FOR BR Procedure: OKENÝ LOOSEÝ OR SHARP EDGES RMM-1.4.1.A FRA FRA-238.307(C)(1)	DAMELIR - RALPH DAMELIO	<input checked="" type="checkbox"/>	<input type="checkbox"/>	<input type="checkbox"/>	<input type="checkbox"/>
PM340 - VERIFY PROPER OPERATION OF EMERGENCY EXIT WINDOW Procedure: LOCATION AND RECORD	DAMELIR - RALPH DAMELIO	<input checked="" type="checkbox"/>	<input type="checkbox"/>	<input type="checkbox"/>	<input type="checkbox"/>
PM341 - CHECK FOR PROPER EMERGENCY SIGNAGE INTERIOR AND EXTERIOR AND Procedure: HIGH VOLTAGE SIGNS.	MCMAHOG - GERARD MCMAHON	<input checked="" type="checkbox"/>	<input type="checkbox"/>	<input type="checkbox"/>	<input type="checkbox"/>
PM341.2 - INSPECT LOW LEVEL EXIT PATH MARKING (LLEPM) SIGNAGE	DAMELIR - RALPH DAMELIO	<input checked="" type="checkbox"/>	<input type="checkbox"/>	<input type="checkbox"/>	<input type="checkbox"/>
PM342 - FUNCTIONALLY TEST OPERATION OF POWER DOOR RELEASE MECHANISMS Procedure: BOTH INTERIOR AND EXTERIOR - POWER DOOR EQUIPPED COACHES ONLY.	DAMELIR - RALPH DAMELIO	<input checked="" type="checkbox"/>	<input type="checkbox"/>	<input type="checkbox"/>	<input type="checkbox"/>
PM575 - TEST ALL EMERGENCY VALVES (CONDUCTORS VALVES)	DILETIG - GINO DILETZIA	<input checked="" type="checkbox"/>	<input type="checkbox"/>	<input type="checkbox"/>	<input type="checkbox"/>

Work Order Detail

Work Order: **MRDVSH-2020-911**

PM343 - PERFORM SINGLE CAR AIR TEST (RECORD ON CRM-3A) Procedure: NOT ON 180 DAY IN LINE INSPECTION EXCEPT IF CONDITIONS WARRANT	DILETIG - GINO DILETZIA	<input checked="" type="checkbox"/>	<input type="checkbox"/>	<input type="checkbox"/>	<input type="checkbox"/>	
PM574 - REPLACE E-TYPE FILTER CARTRIDGE	DILETIG - GINO DILETZIA	<input checked="" type="checkbox"/>	<input type="checkbox"/>	<input type="checkbox"/>	<input type="checkbox"/>	
PM610 - CHECK FOR FIRST AID KIT AND REPLENISH AS NECESSARY	DAMELIR - RALPH DAMELIO	<input checked="" type="checkbox"/>	<input type="checkbox"/>	<input type="checkbox"/>	<input type="checkbox"/>	
PM360 - CLEAN RETURN AIR FILTER GRILLS	MCPAHOG - GERARD MCPAHON	<input checked="" type="checkbox"/>	<input type="checkbox"/>	<input type="checkbox"/>	<input type="checkbox"/>	
PM454 - ----- ELECTRICAL -----	WARWICK - KEVIN WARWICK	<input checked="" type="checkbox"/>	<input type="checkbox"/>	<input type="checkbox"/>	<input type="checkbox"/>	BH DH
PM345 - INSPECT ALL UNDERSIDE CONDUIT AND ENCLOSURES FOR SIGNS OF	WARWICK - KEVIN WARWICK	<input checked="" type="checkbox"/>	<input type="checkbox"/>	<input type="checkbox"/>	<input type="checkbox"/>	BH DH
Procedure: DAMAGE AND SEAL INTEGRITY						
PM346 - CHECK UNDER CAR HIGH AND LOW VOLTAGE WIRING AND CABLING AND	WARWICK - KEVIN WARWICK	<input checked="" type="checkbox"/>	<input type="checkbox"/>	<input type="checkbox"/>	<input type="checkbox"/>	BH DH
Procedure: ELECTRICAL EQUIPMENT FOR SIGNS OF DAMAGE OR OVERHEATING						
PM347 - CHECK ALL WHEEL SENSORS AND CABLING FOR SIGNS OF DAMAGE AND	WARWICK - KEVIN WARWICK	<input checked="" type="checkbox"/>	<input type="checkbox"/>	<input type="checkbox"/>	<input type="checkbox"/>	BH DH
Procedure: PROPER GAP						
PM348 - INSPECT AND CLEAN ALL JUMPERS AND JUMPER RECEPTACLES	WARWICK - KEVIN WARWICK	<input checked="" type="checkbox"/>	<input type="checkbox"/>	<input type="checkbox"/>	<input type="checkbox"/>	BH DH
PM349 - REPAIR OR REPLACE AS NEEDED ALL GROUND STRAPS AND CABLES	WARWICK - KEVIN WARWICK	<input checked="" type="checkbox"/>	<input type="checkbox"/>	<input type="checkbox"/>	<input type="checkbox"/>	BH DH
PM712 - REPAIR AND REPLACE TRAP HEATERS (AS NEEDED)	WARWICK - KEVIN WARWICK	<input checked="" type="checkbox"/>	<input type="checkbox"/>	<input type="checkbox"/>	<input type="checkbox"/>	
PM350 - TEST ALL M.U. AND SIGNAL CIRCUITS	WARWICK - KEVIN WARWICK	<input checked="" type="checkbox"/>	<input type="checkbox"/>	<input type="checkbox"/>	<input type="checkbox"/>	
PM351 - CHECK ALL SWITCHES, RELAYS, CONTACTORS, SHUNT TRIPS, WIRING	WARWICK - KEVIN WARWICK	<input checked="" type="checkbox"/>	<input type="checkbox"/>	<input type="checkbox"/>	<input type="checkbox"/>	
Procedure: CONNECTIONS AND CIRCUIT BREAKERS FOR PROPER OPERATIONSÝ SIGNS OF LOOSENING AND OVERHEATING.						
PM352 - REPLACE AS NEEDED HEAD LIGHTS, BRAKE INDICATOR LIGHTS, CLASS	WARWICK - KEVIN WARWICK	<input checked="" type="checkbox"/>	<input type="checkbox"/>	<input type="checkbox"/>	<input type="checkbox"/>	
Procedure: LIGHTSÝ NUMBER LIGHTSÝ STEP LIGHTSÝ EMERGENCY LIGHTS AND GENERAL LIGHTING.						
PM353 - TEST WHEEL SLIDE SYSTEM FOR PROPER OPERATION AND SECURE CONT	WARWICK - KEVIN WARWICK	<input checked="" type="checkbox"/>	<input type="checkbox"/>	<input type="checkbox"/>	<input type="checkbox"/>	
Procedure: ROL BOX						
PM354 - CLEAN AND VACUUM ALL ELECTRICAL LOCKERS	WARWICK - KEVIN WARWICK	<input checked="" type="checkbox"/>	<input type="checkbox"/>	<input type="checkbox"/>	<input type="checkbox"/>	
PM355 - CHECK FOR PROPER OPERATION OF H.V.A.C. CONTROLS AND THERMOST	BARRYB - BRIAN BARRY	<input checked="" type="checkbox"/>	<input type="checkbox"/>	<input type="checkbox"/>	<input type="checkbox"/>	
Procedure: ATS						

Work Order Detail

Work Order: **MRDVSH-2020-911**

PM356 - CHECK THE EVAPORATOR BLOWER AND CONDENSER FANS FOR PROPER	BARRYB - BRIAN BARRY	<input checked="" type="checkbox"/>	<input type="checkbox"/>	<input type="checkbox"/>	<input type="checkbox"/>
Procedure: WORKING CONDITION					
PM357 - REPLACE RETURN AIR AND FRESH AIR INTAKE FILTERS	BARRYB - BRIAN BARRY	<input checked="" type="checkbox"/>	<input type="checkbox"/>	<input type="checkbox"/>	<input type="checkbox"/>
PM358 - INSPECT ENTIRE H.V.A.C. SYSTEM FOR LOOSE OR MISSING COMPONEN	BARRYB - BRIAN BARRY	<input checked="" type="checkbox"/>	<input type="checkbox"/>	<input type="checkbox"/>	<input type="checkbox"/>
Procedure: TS, LEAKS AND SIGNS OF EXCESSIVE VIBRATION					
PM359 - INSPECT COMPRESSOR FOR PROPER OIL LEVEL AND RECEIVER TANK FO	BARRYB - BRIAN BARRY	<input checked="" type="checkbox"/>	<input type="checkbox"/>	<input type="checkbox"/>	<input type="checkbox"/>
Procedure: R PROPER REFRIGERANT LEVEL					
PM362 - TEST HIGH AND LOW VOLTAGE SYSTEMS FOR GROUNDS	WARWICK - KEVIN WARWICK	<input checked="" type="checkbox"/>	<input type="checkbox"/>	<input type="checkbox"/>	<input type="checkbox"/>
PM363 - INSPECT AND REPAIR TRAP HEATERS AS NEEDED	WARWICK - KEVIN WARWICK	<input checked="" type="checkbox"/>	<input type="checkbox"/>	<input type="checkbox"/>	<input type="checkbox"/>
PM638 - TEST POWER DOOR OPERATION-POWER DOOR EQUIPPED COACHES ONLY	WARWICK - KEVIN WARWICK	<input checked="" type="checkbox"/>	<input type="checkbox"/>	<input type="checkbox"/>	<input type="checkbox"/> NON-POWER DOC
PM361 - CLEAN SURFACE OF CONDENSER COILS	BARRYB - BRIAN BARRY	<input checked="" type="checkbox"/>	<input type="checkbox"/>	<input type="checkbox"/>	<input type="checkbox"/>
PM5032 - ----- COACH CLEANER -----	DUNNJ - JAMES DUNN	<input checked="" type="checkbox"/>	<input type="checkbox"/>	<input type="checkbox"/>	<input type="checkbox"/>
PM5974 - REMOVE ALL TRASH	NURSEM - MARK NURSE	<input checked="" type="checkbox"/>	<input type="checkbox"/>	<input type="checkbox"/>	<input type="checkbox"/>
PM5982 - REMOVE ALL TRASH FROM ELECTRICAL LOCKER AND FUSEE BOX	NURSEM - MARK NURSE	<input checked="" type="checkbox"/>	<input type="checkbox"/>	<input type="checkbox"/>	<input type="checkbox"/>
PM5983 - WIPE DOWN ALL HANDLES GRAB HANDLES AND HANDHOLDS	NURSEM - MARK NURSE	<input checked="" type="checkbox"/>	<input type="checkbox"/>	<input type="checkbox"/>	<input type="checkbox"/>
PM5984 - CLEAN SEAT BACKS BOTTOMS AND TABLES	NURSEM - MARK NURSE	<input checked="" type="checkbox"/>	<input type="checkbox"/>	<input type="checkbox"/>	<input type="checkbox"/>
PM5985 - SWEEP AND WET MOP FLOORS AND STAIRS	NURSEM - MARK NURSE	<input checked="" type="checkbox"/>	<input type="checkbox"/>	<input type="checkbox"/>	<input type="checkbox"/>
PM5986 - HAND WASH ALL TOILET ROOM SURFACES AND BUTTONS	NURSEM - MARK NURSE	<input checked="" type="checkbox"/>	<input type="checkbox"/>	<input type="checkbox"/>	<input type="checkbox"/>
PM5987 - CLEAN AC VENTS	NURSEM - MARK NURSE	<input checked="" type="checkbox"/>	<input type="checkbox"/>	<input type="checkbox"/>	<input type="checkbox"/>
PM5988 - WIPE DOWN ALL CAB SURFACES CONTROLS AND DISPLAY SCREENS	NURSEM - MARK NURSE	<input checked="" type="checkbox"/>	<input type="checkbox"/>	<input type="checkbox"/>	<input type="checkbox"/>
PM5989 - CLEAN WINDSHIELD INSIDE AND OUTSIDE	NURSEM - MARK NURSE	<input checked="" type="checkbox"/>	<input type="checkbox"/>	<input type="checkbox"/>	<input type="checkbox"/>
PM5990 - CLEAN ALL WINDOWS	NURSEM - MARK NURSE	<input checked="" type="checkbox"/>	<input type="checkbox"/>	<input type="checkbox"/>	<input type="checkbox"/>
PM5975 - REMOVE ALL GRAFFITI AND UNAUTHORIZED MATERIALS	NURSEM - MARK NURSE	<input checked="" type="checkbox"/>	<input type="checkbox"/>	<input type="checkbox"/>	<input type="checkbox"/>

WO Notes

Comments:

Internal Parts Cost:	\$181.07
Internal Labor Cost:	\$1,183.90
Commercial Parts Cost:	\$0.00
Commercial Labor Cost:	\$0.00
Commercial Misc Cost:	\$0.00
Commercial Tax & Markup:	\$0.00
Equipment Usage Costs:	\$0.00
Overhead Costs:	\$0.00

Internal Total:	\$1,364.97
Commercial Total:	0.00
Work Order Total:	\$1,364.97

EMERGENCY LIGHTING DURATION TEST RECORD

All Single-Level Coaches

90-DAY PM 180-DAY PM

Date Tested: 8/19/20 Time Test Began: (h) 11 (m) 00 Time Test Ended: (h) 12 (m) 00

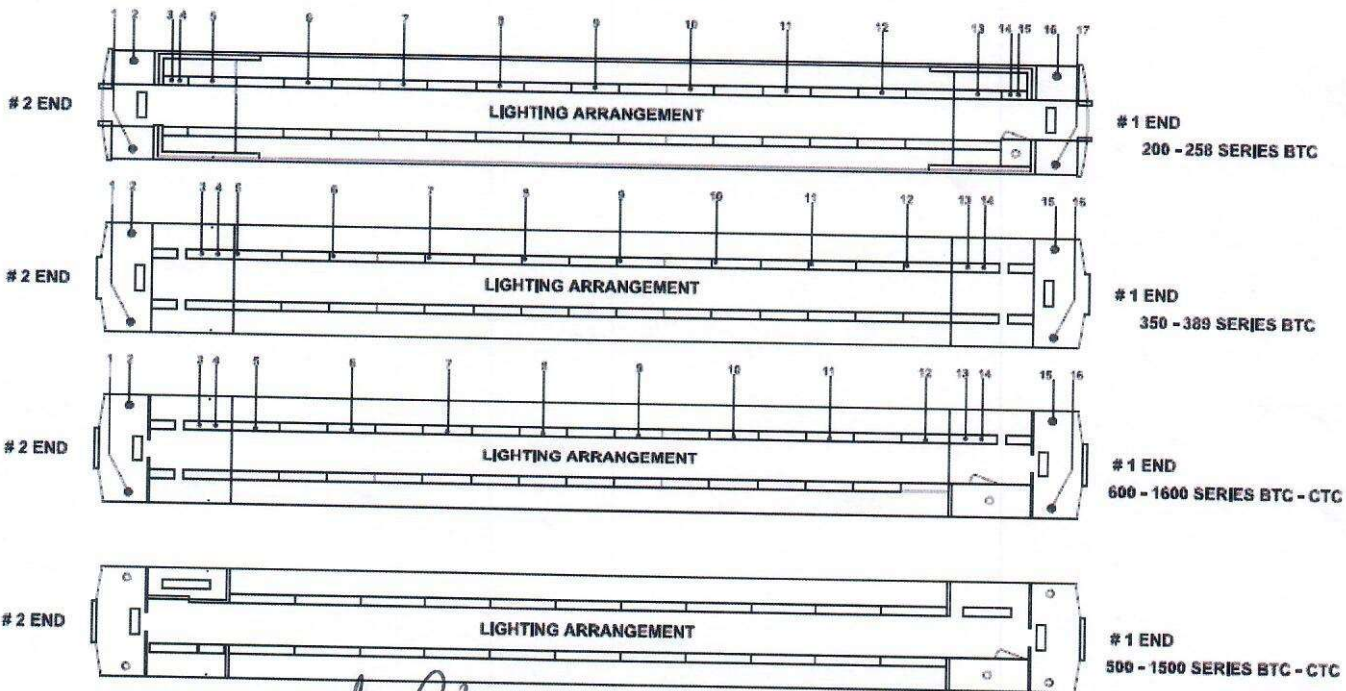
Coach #: 207 Employee #: _____ Employee Signature: BH Kw

Ensure emergency ballasts have been charged for 30 minutes.

At the end of 60 minutes in operation, the emergency lights were (check one):

All emergency lighting is functioning properly.
Duration: 60 minutes
(How long lighting functioned)

Record any failures and ballast replacements on MR1 form.



COMMENTS: Led Retro.

NOTE: Refer to instructions for performing tests on Page 2 if needed.

EMERGENCY LIGHTING DURATION TEST RECORD

All Single-Level Coaches

INSTRUCTIONS:

Before beginning, verify the following: Any/All emergency lighting ballast replacements have been completed.

1. The emergency lighting ballasts have been charging for at least 30 minutes.
2. Ensure the main lighting circuit breaker is ON, all individual light switches are ON, and when equipped, the emergency light cutout switch in the circuit breaker control panel is in the NORMAL position.
3. Verify all regular inside coach lighting is ON.
4. Turn the main lighting circuit breaker OFF.
5. Verify all emergency lighting comes ON.
6. Verify emergency lighting remains ON for 60 minutes. If at any point in the 60-minute period the emergency lighting stops functioning altogether, record its duration on the MR1 form, then refer to the NOTE that follows Step 10.
7. At the end of 60 minutes, record the results in the spaces provided on the record sheet.
8. Turn the main lighting circuit breaker ON after testing /recording is complete.
9. Ensure the record sheet is fully completed, then submit it to the Foreman on duty. The completed record sheet is to be included in the PM completed work order and control forms package.
10. Charge the emergency ballasts for 30 minutes.

NOTE: If any of the steps fail to perform as expected, consult the OEM manual as needed, and troubleshoot/repair/replace parts. If all the emergency lighting fails early, begin by double-checking that the ballast actually did charge a full 30 minutes prior to testing. Retest. Provide PM comments or open a Service Order, whichever is applicable.

KEOLIS**COACH COUPLER
INSPECTION
REPORT**Coach #: 207

For any maintenance and/or replacement

Task	Description	Other reference	Front	Rear
	Inspect Coupler to Include:			
1.	Visually Inspect Coupler for Proper Coupling, damage and Body Integrity	FRA-238.303(e)(3) APTA PR-M-RP-002-98	GM	GM
2.	Gauge Coupler for 31000 34100-1 34100-2A (if required) 32600 34101-4 44250-5	APTA PR-M-RP-002-98	GM	GM
3.	Inspect Coupler lock + lock drop/ and inspect for proper coupling CHECK "TELLTALE" IS CLEAR, NO OBSTRUCTION.	APTA PR-M-RP-002-98	GM	GM
4.	Inspect Coupler Anti-Creep+ Draft Gear for Excessive Wear, Loose or Cracked Welds in Pocket	FRA-238.303(e)(3) APTA PR-M-RP-002-98	GM	GM
5.	Coupler Lock Lift (Special Lock) lever and Operating Rod Eye Clearance.	APTA PR-M-RP-002-98	GM	GM
6.	Inspect Coupler Free Slack	APTA PR-M-RP-002-98	GM	GM
7.	Inspect Coupler Left Level Coupler as Required, Measure Height+ Record on Document# HRU-3	HRU-3	GM	GM
8.	Perform Coupler Carrier Inspection	FRA-238.303(e)(3) APTA PR-M-RP-002-98	GM	GM
	Record all Defects on Form MR1			

Date: 8/19/20Employee: G McMahon

Employee ID: _____

Employee Signature: Peter G SeddonForeman: Peter G SeddonForeman Signature: Peter G Seddon 02215

COACH WHEEL REPORT



Coach #: 207

WHEEL MEASURE

Test Date: 8/19/20

POS.	FLANGE HEIGHT [LIMIT: 1 7/16"]	FLANGE THICKNESS [LIMIT: 1"]	RIM THICKNESS [LIMIT: 1 1/18"]	POS.	FLANGE HEIGHT [LIMIT: 1 7/16"]	FLANGE THICKNESS [LIMIT: 1"]	RIM THICKNESS [LIMIT: 1 1/18"]
L1	1 7/16	1 1/4	2"	R1	1 7/16	1 1/4	2"
L2	1 7/8	1 1/4	2"	R2	1 7/8	1 3/4	2"
L3	1 7/8	1 3/4	2 1/8	R3	1 7/8	1 3/4	2 1/8
L4	1 7/8	1 3/4	2 1/8	R4	1 7/8	1 3/4	2 1/8

Comments:

TOP OF RAIL CLEARANCE HEIGHT

COUPLER HEIGHT (MAX. 34 1/2" MIN. 32 1/2")		PILOT HEIGHT (MAX. 6" MIN. 4")		FLOOR HEIGHT (51 in ± 1.0")	
FRONT	32 1/2	FRONT	NA	1R	51.50
REAR	33			2R	51.75
				1L	51.50
				2L	51.50

AIR SPRING VERIFICATION INSPECTION

AIR SPRING HEIGHT				AIR SPRING PRESSURE	NO. 1 END <u>58</u> LBS.
L1	9	L2	9		
				R2	9

SINGLE CAR TEST PRESSURES

ASP		BCP	FULL SERVICE	EMERGENCY
DEFLATED	0	DEFLATED	55	70
AW0	56	AW0	60	73
AW3	72	AW3	71	81

Employee: [Signature] # 1923

Foreman: [Signature] # 02215

Officer: _____ # _____

Keolis

MBTA COMMUTER RAIL
COACH WHEEL SLIDE REPORT

VEHICLE NO: 207

DATE: 8/19/20

LOCATION: RdV

WHEEL SLIDE CONTROL UNIT:

Wheel Slide Control Unit System performance test

Electronic panels, cards, wires, test lights and fuses

Speed sensor resistance check

#1 998
#2 980
#3 976
#4 979

Signature:

COMMENTS: _____

BH Kw

PNEUMATICS:

A & B valve operation

A _____
B _____

Signature:

COMMENTS: _____

BH Kw

SPEED SENSORS AND CABLES:

Speed sensor cables

Proper sensor

Speed sensor gap

gear

Signature:

COMMENTS: _____

BH Kw

DEFERRED WORK

ITEM

SEVERITY CODES

A - HOLD CAR
B - SCHEDULE FOR REPAIR
C - MONITOR

RECOMMENDED SEVERITY CODE

ITEM	SEVERITY CODES	RECOMMENDED SEVERITY CODE

SYSTEM STATUS:

FUNCTIONING

NOT FUNCTIONING

Foreman Signature:

Peter Sell 02215

MBTA COMMUTER RAIL
HVAC SYSTEM INSPECTION for Single Level Coaches

Bombardier Coaches 600-653, 1600-1652 (Faiveley A/C System R-22)
 Bombardier Coaches 350-389, (Stone Safety A/C System R-22)
 MBB Coaches 500-532, 1500-1533 (Sigma A/C System R-22)
 Pullman Coaches 200-257 (Stone Safety A/C System R-22)

	SIGNATURE	EMP. ID #
ELECTRICIAN	<u>[Signature]</u>	_____
LABORER	_____	_____
CARMEN	_____	_____
COACH CLEANER	_____	_____

CAR NUMBER: 207

DATE COMPLETED: 8-19-2020

REQUIRED TOOLS: Oil Test Kit TA-1, Fluke Multieter with clamp-on Ammeter and thermocouple attachments, Megohmmeter, Electronic Leak Detector, HVAC Manifold Gauges, Bristle Brush, Rubber Mallet, Step ladder

WARNING: ALL SAFETY PRECAUTIONS AND EQUIPMENT TAG OUT PROCEDURES MUST BE STRICTLY ADHERED TO. FOLLOW SPECIFIC PROCEDURE INSTRUCTIONS FOR DETERMINING IF EQUIPMENT IS TO BE ENERGIZED PRIOR TO STARTING ANY TEST.

	PASS	FAIL
1. Verify refrigerant level in lower sight glass of receiver tank is visible. If none visible refer to leak detection/repair procedure	<input checked="" type="checkbox"/>	<input type="checkbox"/>
2. Inspect using visual and electronic leak detector for Freon leaks and traces of oil at pipe connections, fittings, valves, compressor, condenser coils, etc.	<input checked="" type="checkbox"/>	<input type="checkbox"/>
3. Vacuum air intake compartment and check evaporator pan and drains for water flow.	<input checked="" type="checkbox"/>	<input type="checkbox"/>
4. Wash return air grill.	<input checked="" type="checkbox"/>	<input type="checkbox"/>
5. Check all motors and mounts for securement and deterioration/damage.	<input checked="" type="checkbox"/>	<input type="checkbox"/>
6. Inspect air flow boots for integrity and proper attachment.	<input checked="" type="checkbox"/>	<input type="checkbox"/>
7. Inspect all contactors, that control compressor, condenser fan, heaters, and blower motors.	<input checked="" type="checkbox"/>	<input type="checkbox"/>
8. Blow all control boxes with air to clean any debris from them.	<input checked="" type="checkbox"/>	<input type="checkbox"/>
9. Clean dirt and dust from temperature sensors and temperature control units. Check for proper securement.	<input checked="" type="checkbox"/>	<input type="checkbox"/>
10. Replace air filters and Bad Odor Sponges.	<input checked="" type="checkbox"/>	<input type="checkbox"/>
	PASS	FAIL

- 11. Megger test compressor, condenser fan, and blower motors for grounds with Megohmmeter.
- 12. Test resistance values of all overhead (30-80 Ω's), and floor heaters (30-50 Ω's). Megger test from heater circuit to ground (>2MΩ). See Chart in appendix A (May through November only)
- 13. Test resistance values of all protective heaters (10 to 50 Ω's). Megger test from heater circuit to ground (>2MΩ). *Maintanance*
- 14. Inspect and test operation of air flow switch and overhead heat thermostat (Klixon).
- 15. Inspect all motors and record current draw on all phases.

EVAPORATOR BLOWER

	MOTOR #1
Phase A	<u>1.7</u>
Phase B	<u>1.6</u>
Phase C	<u>1.7</u>

	CONDENSER FAN MOTOR #1
Phase A	<u>2.7</u>
Phase B	<u>2.7</u>
Phase C	<u>2.0</u>

	COMPRESSOR MOTOR
Phase A	<u>23.8</u>
Phase B	<u>23.5</u>
Phase C	<u>24.4</u>

EVAPORATOR BLOWER

	MOTOR #2
Phase A	<u>1.5</u>
Phase B	<u>1.5</u>
Phase C	<u>1.4</u>

	CONDENSER FAN MOTOR #2
Phase A	<u>2.6</u>
Phase B	<u>2.8</u>
Phase C	<u>2.7</u>

- 16. Check for proper rotation and air flow of condenser fan and blower motors.
- 17. Check thermal expansion valve bulbs for proper securement.

PUT HVAC SYSTEM ON AUTOMATIC AND CHECK FOR PROPER OPERATION

- 18. Between Nov 1st through May 1st apply manifold gauges to high and low sides of system, apply diagnostic equipment (TEST BOX). Operate the system and record Freon pressures.

No. 1 END		No. 2 END	
Line valve THX	Modulation THX	Line valve THX	Modulation THX
Low Side	Low Side	Low Side	Low Side
Suction Pressure _____	Suction Pressure _____	Suction Pressure _____	Suction Pressure _____
Saturation Temp. (from chart) _____	Saturation Temp. (from chart) _____	Saturation Temp. (from chart) _____	Saturation Temp. (from chart) _____
Suction Temp _____	Suction Temp _____	Suction Temp _____	Suction Temp _____
SUPERHEAT _____	SUPERHEAT _____	SUPERHEAT _____	SUPERHEAT _____
High Side			
Ambient Temperature _____		Discharge Pressure _____	

PASS FAIL

19. Charge system as necessary to maintain Freon level 1/2 full on lower sight glass. (Nominal: 270 - 275 psig)

20. Cover condenser coils with cardboard to cause #2 condenser fan to operate. (Nominal: 250 psig)

START PRESSURE: 270

21. Restrict compressor suction valve to lower system pressure, until shutdown. (Nominal: 20 to 25 psig)

SHUTDOWN PRESSURE: 10

REOPEN SUCTION VALVE

22. Block condenser completely to cause system to go into modulation, if necessary heat coach prior to attempting modulation to cause a higher pressure. (Nominal: 380 - 400 psig)

MODULATION PRESSURE: 400

Observe that modulation occurs and continues to operate in modulation until a pressure of 330 +/-10 psig is reached. (When modulation occurs you will see a sudden drop in pressure around 400 psig).

23. Block condenser completely to cause system to shutdown on high pressure, if necessary heat coach prior to attempting shutdown to cause a higher pressure. (Nominal: 425 - 430 psig)

SHUTDOWN PRESSURE: 425

CAUTION: DO NOT CONTINUE IF PRESSURE GOES ABOVE 435 psig.
NOTE: Do not use discharge valve to raise pressure.

24. Record the loading pressure and the unloading pressure for each head. (place a heat load on the coach and use suction valve)

1st stage unloader LOADED: 64
(Nominal: 63 - 65 psig)

1st stage unloader UNLOADED: 54
(Nominal: 51 - 55 psig)

2nd stage unloader LOADED: 69
(Nominal: 68 - 70 psig)

2nd stage unloader UNLOADED: 59
(Nominal: 56 - 60 psig)

25. Check system for moisture at the filter dryer sight glass indicator, if indicator is pink in color, or the sight glass indicates moisture, checked failed. If failed change the filter/dryer.

26. Between Nov 1st through May 1st take oil sample (Acid Test) use test kit. Follow the oil sample kit instructions to determine condition of the compressor oil and record result.

MARGINAL PASS FAIL N/A

27. Wash condenser compressor unit and associated piping.

PASS FAIL

- 28 Using the DTE (Diagnostic Test Equipment) raise the temperature in the coach so that Full Cool will be called for. (>75°F)
- 29 Remove the DTE and observe that the coach responds properly moving from Full Cool to Partial Cool. Verify that the modulation valves deenergize. (Approx. 74°F)
- 30 When the Coach gets cooler Reheat is energized. Verify 1st stage OH heat contactors close. (Approx. 72°F)
- 31 The Coach should continue to cool until Partial cool drops out. Verify Compressor contactor is Open. (Approx. 71°F)

<input checked="" type="checkbox"/>	<input type="checkbox"/>
<input checked="" type="checkbox"/>	<input type="checkbox"/>
<input checked="" type="checkbox"/>	<input type="checkbox"/>
<input checked="" type="checkbox"/>	<input type="checkbox"/>

Reviewed by

FOREMAN



MANAGER

APPENDIX A

Resistance Chart

200	OH - 1st Stage	75+- 2.5 Ω
	OH - 2nd Stage	47.5+- 2.5 Ω
	FH - 1st Stage	32.5 +- 2.5 Ω
	FH - 2nd Stage	Disabled
300	OH - 1st Stage	75+- 2.5 Ω
	OH - 2nd Stage	47.5+- 2.5 Ω
	FH - 1st & 2nd Stage	52.5 +-2.5 Ω
500	OH - 1st Stage	67.5 +- 2.5 Ω
	OH - 2nd Stage	35 +- 5 Ω
	FH - 1st & 2nd Stage	35 +- 5 Ω
600	OH - 1st Stage	57.5 +- 2.5 Ω
	OH - 2nd Stage	37.5 +- 2.5 Ω
	FH - 1st & 2nd Stage	32.5 +- 2.5 Ω



REFRIGERANT USAGE AND LEAK REPAIR RECORD

The EPA, in accordance with Section 608 of the CLEAN AIR ACT, requires record keeping of refrigerant usage and leak repairs for comfort cooling systems with a charge of 50 pounds or greater. All single level coaches have approximately a 55 pound charge. Kawasaki coaches have a 33 pound charge in each end. Any leak with an annual leak rate greater than 15% of system capacity must be repaired.

Coach 207 Date 8-19-2020 Location READVILLE

Defect _____

Repair _____

Amount of Refrigerant recovered from system 0
 Amount of recovered Refrigerant reinstalled in system 0
 Amount of new Refrigerant charged to system 0
 Amount of Refrigerant drawn from stores 0

Single-level 55# SYSTEM								Bi-level VSRS 33# SYSTEM								Alstom Bi-level Alte 13# Circuits	
#	%	#	%	#	%	#	%	#	%	#	%	#	%	#	%	#	%
1	1.8	12	21.8	23	41.8	34	61.8	45	81.8	1	3.0	12	36.4	23	69.7	1	8
2	3.6	13	23.6	24	43.6	35	63.6	46	83.6	2	6.1	13	39.4	24	72.7	2	15
3	5.5	14	25.5	25	45.5	36	65.5	47	85.5	3	9.1	14	42.4	25	75.8	3	23
4	7.3	15	27.3	26	47.3	37	67.3	48	87.3	4	12.1	15	45.5	26	78.8	4	31
5	9.1	16	29.1	27	49.1	38	69.1	49	89.1	5	15.2	16	48.5	27	81.8	5	38
6	10.9	17	30.9	28	50.9	39	70.9	50	90.9	6	18.2	17	51.5	28	84.8	6	46
7	12.7	18	32.7	29	52.7	40	72.7	51	92.7	7	21.2	18	54.5	29	87.9	7	54
8	14.5	19	34.5	30	54.5	41	74.5	52	94.5	8	24.2	19	57.6	30	90.9	8	62
9	16.4	20	36.4	31	56.4	42	76.4	53	96.4	9	27.3	20	60.6	31	93.9	9	69
10	18.2	21	38.2	32	58.2	43	78.2	54	98.2	10	30.3	21	63.6	32	97.0	10	77
11	20.0	22	40.0	33	60.0	44	80.0	55	100.0	11	33.3	22	66.7	33	100.0	11	85
																12	92
																13	100

Has the system been charged in the past 12 months? Past
 If yes, what was the percentage of system capacity charged? History
 What is the percentage of system capacity charged for this repair? Not
 Total percentage charged past 12 months AVAILABLE
02215

 Technician Foreman