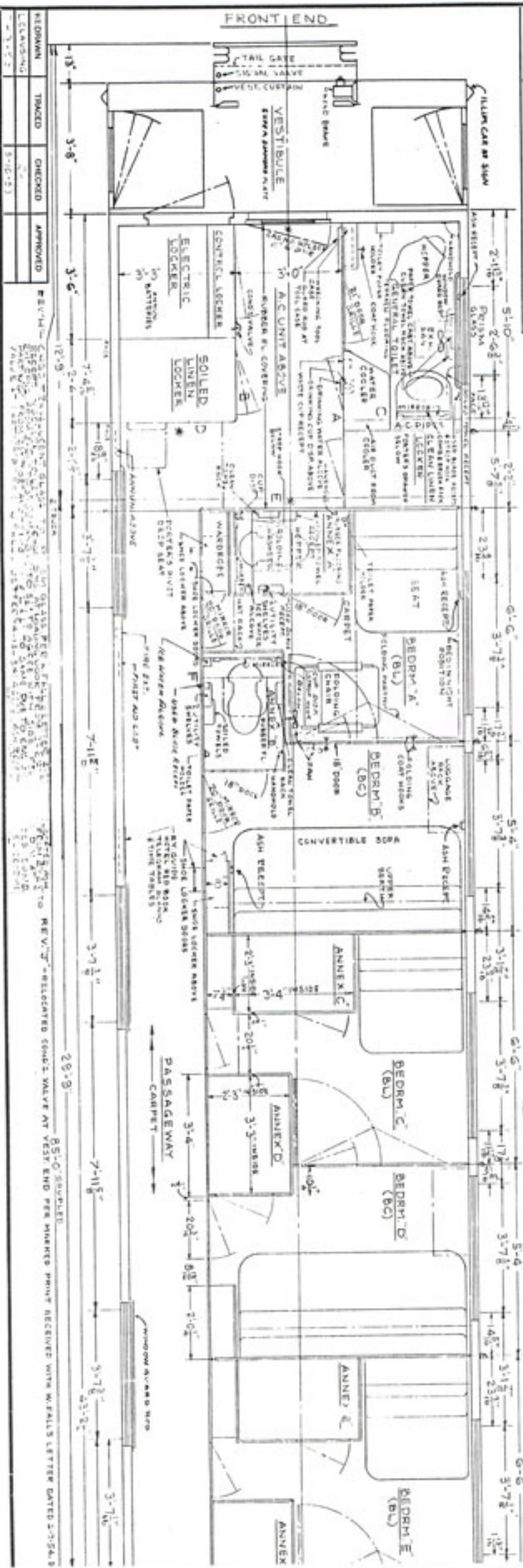


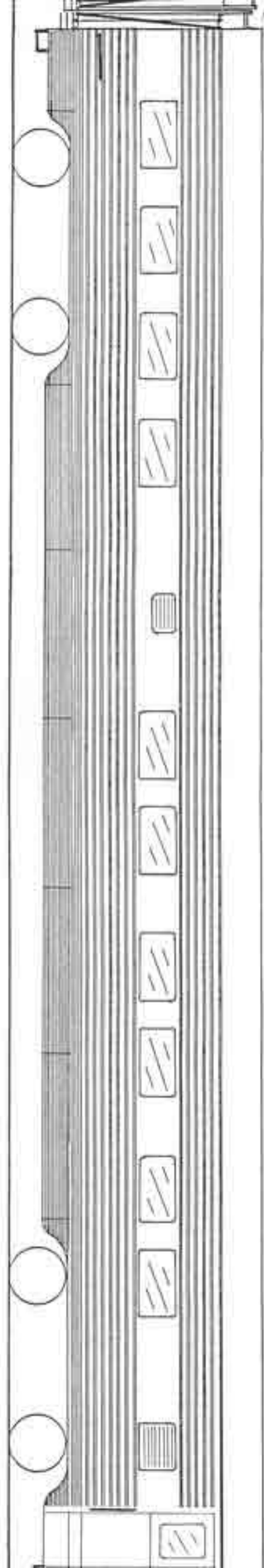
LOT	OWNER	EQUIPMENT
G 941	N.Y.N.H.R.R.	4 CARS

REV. 2 - PLAN REDRAWN DUE TO CHANGE IN SIZE OF REAR PORTION OF BUILDING. SEE REV. 1 FOR DETAILS OF REAR PORTION. THIS PLAN IS FOR THE FRONT PORTION OF THE BUILDING. THE REAR PORTION IS SHOWN IN DASHED LINES. THE FRONT PORTION IS SHOWN IN SOLID LINES. THE FRONT PORTION IS 12'-0" WIDE AND 28'-0" DEEP. THE REAR PORTION IS 12'-0" WIDE AND 12'-0" DEEP. THE FRONT PORTION IS 12'-0" WIDE AND 28'-0" DEEP. THE REAR PORTION IS 12'-0" WIDE AND 12'-0" DEEP. THE FRONT PORTION IS 12'-0" WIDE AND 28'-0" DEEP. THE REAR PORTION IS 12'-0" WIDE AND 12'-0" DEEP.



REVISION	TRACED	CHECKED	APPROVED
1-1-54			

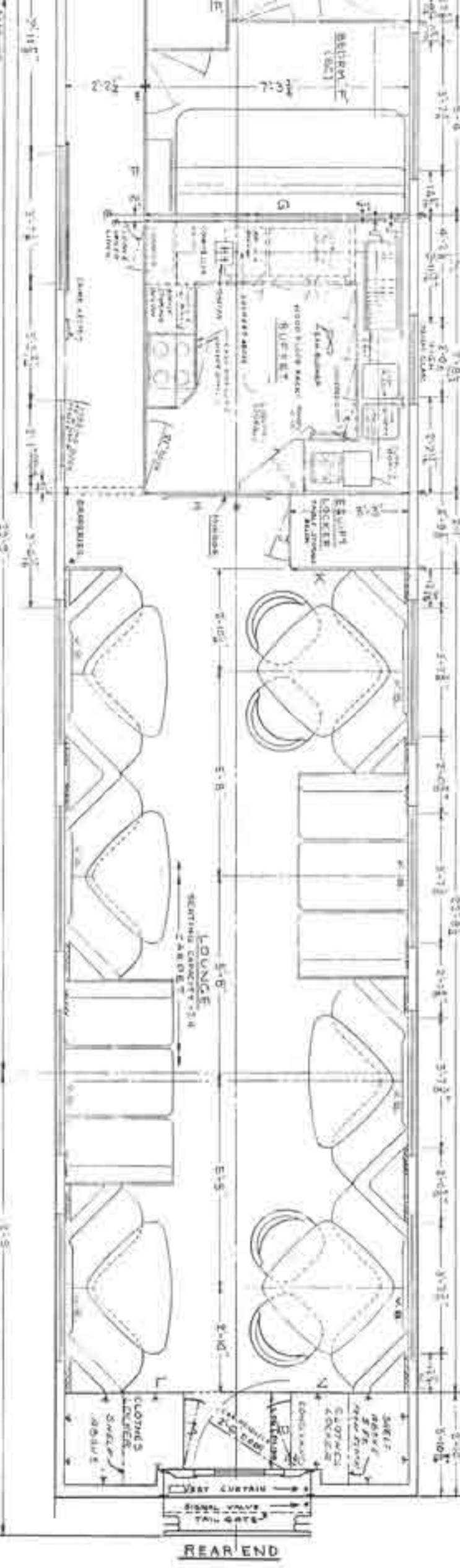
REV. 1 - PLAN REDRAWN DUE TO CHANGE IN SIZE OF REAR PORTION OF BUILDING. SEE REV. 0 FOR DETAILS OF REAR PORTION. THIS PLAN IS FOR THE FRONT PORTION OF THE BUILDING. THE REAR PORTION IS SHOWN IN DASHED LINES. THE FRONT PORTION IS SHOWN IN SOLID LINES. THE FRONT PORTION IS 12'-0" WIDE AND 28'-0" DEEP. THE REAR PORTION IS 12'-0" WIDE AND 12'-0" DEEP. THE FRONT PORTION IS 12'-0" WIDE AND 28'-0" DEEP. THE REAR PORTION IS 12'-0" WIDE AND 12'-0" DEEP.



PULLMAN STANDARD CAR MANUFACTURING COMPANY
 PATENTED -
 SLEEPING-CAR WORKS - CHICAGO

SLEEPING-LOUNGE CAR = FLOOR PLAN No. 4193
 3 BDRM. 6 C. - 3 BDRM. 6 C. - BUFFET-LOUNGE

91	B	32	TRACING No.
9	F	E	D
H	J	B	A
			ISSUE



* DENOTES SEAT MODEL
 * DENOTES CHAIR MODEL
 * MATTERS WITH DOTTED LINES ARE NOT IN THIS VIEW