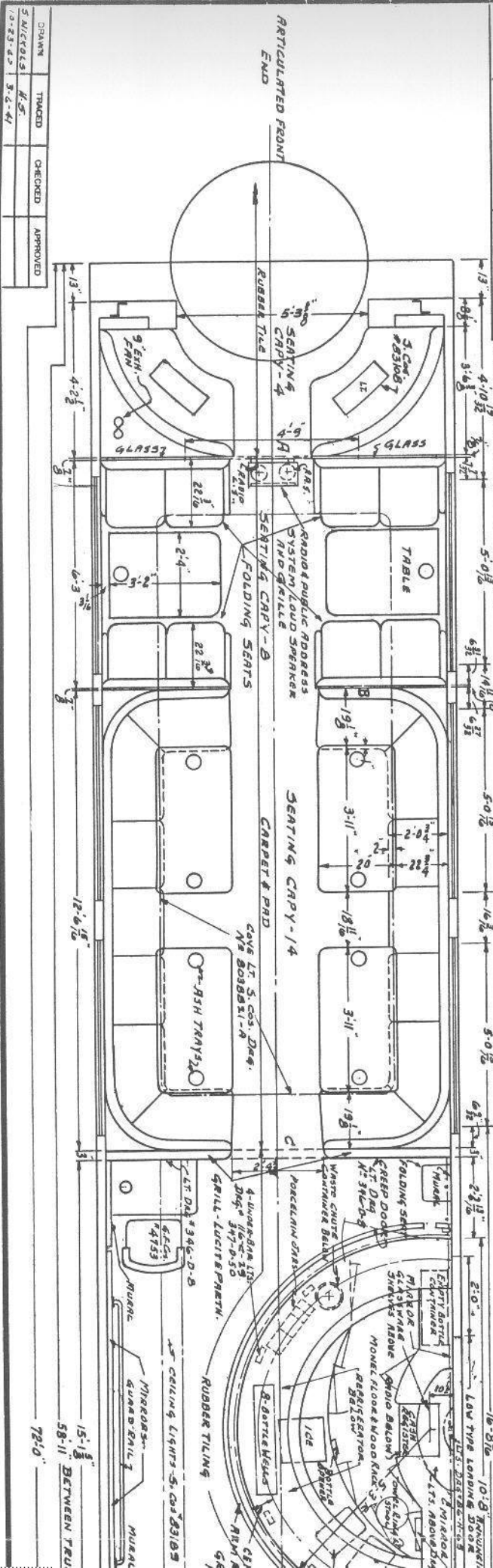


LOT	OWNER	EQUIPMENT
638	30-PACIFIC-RY.	2-CARS

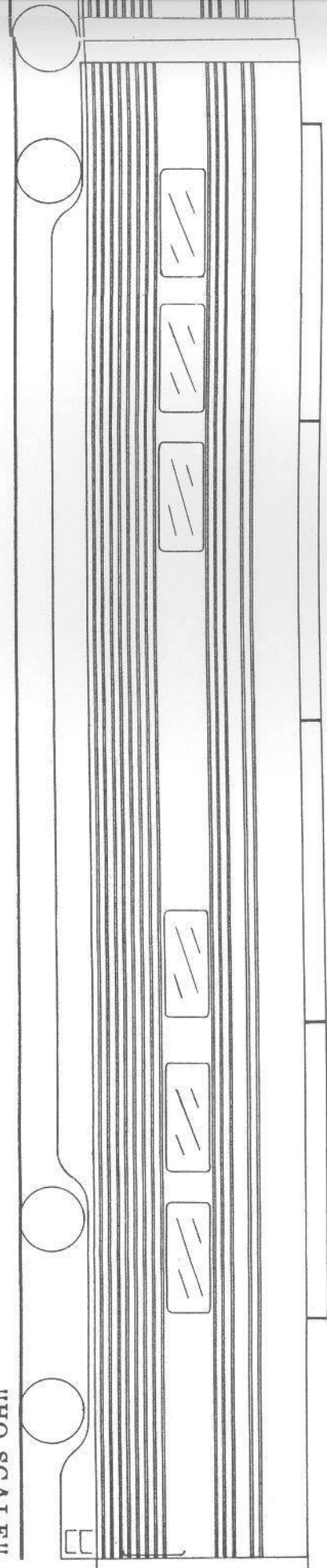
RAISS. 2% DRAINING NOTE - GRILLE-GLASS PARTN. RT PARTN. E. AND INDICATING LIGHT TROUSERS & ROOFING CONDUCTOR 5-51/2" x 11" & RETAINING VALVES - 12-22-40 KASSEL NU REISS. 2% CHANGING PARTN. HODINS & DIMENSION. RT LOCATING TABLES IN LOUNGE SECTION - SHOWING WITH SPEAKER IN DRIVEWAY BURET & HOODING EXHIBIT PARTN. AND HOODING TABLES TO 24" x 4" REQUEST 4-22-41-R.S. REISS. 2% RABED TABLE IN LOUNGE AREA SEE PLAN FOR MORE INFORMATION TO 24" x 4" REQUEST 4-22-41-R.S.

ARTICULATED LOUNGE CR - PLAN 745  
SEATING CAPACITY = 48



DRAWN	TRACED	CHECKED	APPROVED
5 AUGUST 41	H.S.		
7-23-41	3-2-41		

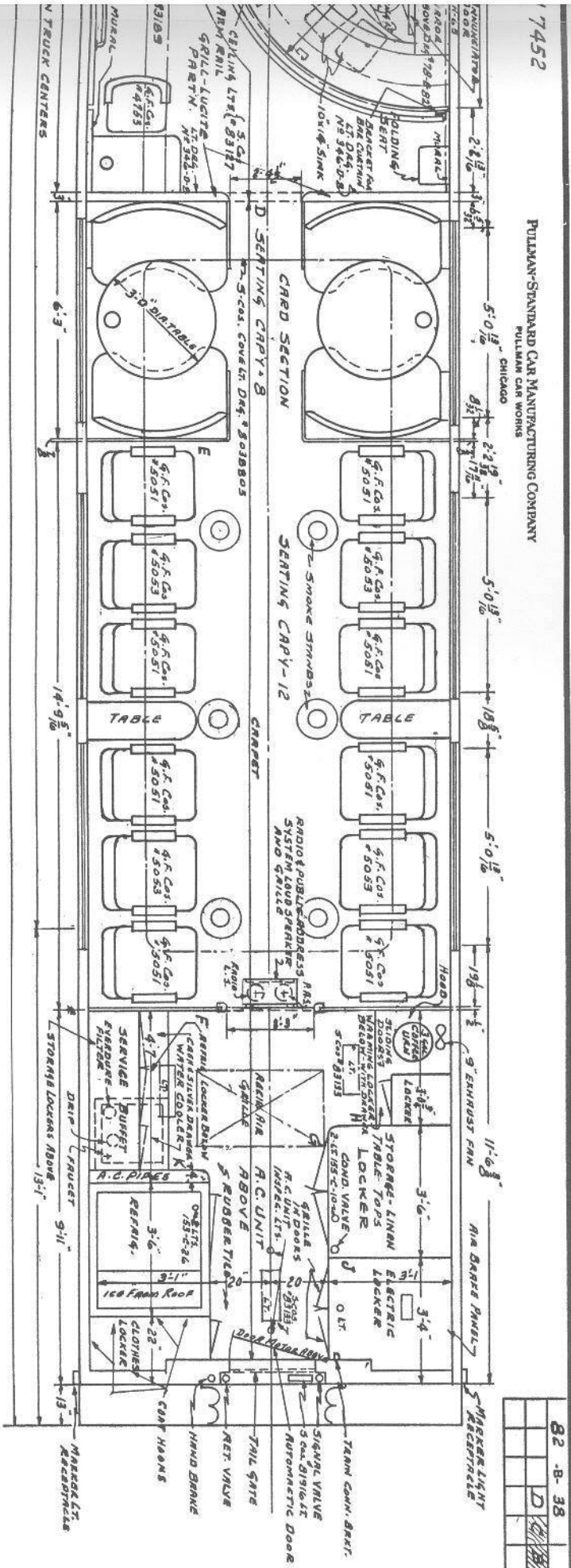
"10 SCALE"



1" HO SCALE

7452

PULLMAN-STANDARD CAR MANUFACTURING COMPANY  
PULLMAN CAR WORKS



82-B-38		TRACING No.	
D		ISSUE	